

Head Start Monthly Report September 2019

Conduct of Responsibilities –

Each Head Start agency shall ensure the sharing of accurate and regular information for use by the **Governing Body and Policy Council**, about program planning, policies, and Head Start agency operations, including:

- (A) Monthly financial statements, including credit card expenditures;
- (B) Monthly program information summaries
- (C) Program enrollment reports, including attendance reports for children whose care is partially subsidized by another public agency;
- (D) Monthly reports of meals and snacks provided through programs of the Department of Agriculture;
- (E) The financial audit;
- (F) The annual self-assessment, including any findings related to such assessment;
- (G) The communitywide strategic planning and needs assessment of the Head Start agency, including any applicable updates;
- (H) Communication and guidance from the Secretary;

In accordance with the New Head Start performance Standards that went into effect on November 7, 2016:

1301.2 (b) Duties & Responsibilities of the Governing Body -

(1) The governing body is responsible for activities specified at section 642©(1)€ of the Head Start Act.

(2) The governing body must use ongoing monitoring results, data on school readiness goals, and other information described in 1302.102, and information described at section 642(d)(2) of the Act to conduct its responsibilities.

Please see Program Information Summary & attachments to this monthly report for monitoring reports.

A. Monthly Financial Statements including credit card expenditures: \$541.49

8/10/19	Facebook (boost)	\$41.96	Program
8/14/19	Floral Friends	\$104.53	Sympathy / JM
8/15/19	Varidesk	\$395.00	B. Reedy

B. Program Information Summary

The program is at full enrollment. There have been some changes with transportation routing and minimal changes to program option choices for families.

Director submitted the PIR prior to the August 31st due date with the assistance of the IT Secretary. The Director submitted the baseline application for Year 1 of the 5- year project period 19-24. As of this report, there has been no communication with OHS regarding the grant application.

August was filled with orientation for returning employees, new employees, and children and families. Direct service staff returned to work throughout the month. Several training

opportunities were afforded to staff. Education staff attended onsite Conscious Discipline training. Two Head Teachers attended Conscious Discipline training through OHSAL. All staff attending in-service that focused on building our School Family, communication, and mental health.

Several new employees began the school year: Tracy Brewer (HT), Cynarra Yaney (TA), Cyndi Bowsher (long-term sub), Debbie Hurles (TA), and Rosita Edejer (TA). The program is excited to welcome all new employees. Mrs. Edejer is a Marshallese speaking teacher to support our Marshallese population.

August 21 was the first day of our Full Day PreK program afforded to us through the Duration grant.

Education – Incorporated Brigance screening and EDECA screening into Child Development Services

Mental Health – Increased hours for MHC on site

Health – Developmental / Health Screenings due next 30, 45, 60 , and 90 days.

Disabilities – 26 currently enrolled children on an IEP

Family Engagement – Policy Council elections currently underway

C. Enrollment / Attendance

158 children are currently enrolled. 13 of the 158 are layered funding with ECE. All ECE slots are assigned to Captain’s Crew.

Enrollment by Program Option:

Half Day PY Head Start	67
Full Day School Year Ed Complex	71
Full Day School Year Rockford	20

Attendance by Program Option:

Half Day PY Head Start	N/A
Full Day School Year Ed Complex	85%
Full Day School Year Rockford	N/A

D. CACFP report – CACFP claimed meals

	Attendance	Meals
Full-day	8	
Part-day	N/A	
Rockford	N/A	
Breakfast		480
Lunch		480
Snack		456
Total	8 days	1,416

- E. Financial Audit – 2018 Completed**
- F. Annual Self-Assessment**
 - Completed March 2019
- G. Community Assessment**
 - Completed
- H. Communication and guidance from the Secretary**
 - PIs, IMs

Attachments to report:

EPSDT Report
School Readiness goals
Enrollment Snapshot
Annual Report – Needs Approval

Respectfully submitted,

Amy Esser
Executive Director

HEAD START - 2019 GRANT

REVENUE								
	FEDERAL BUDGET	OTHER SOURCES	TOTAL REVENUES	REVENUE RECEIVED	REMAINING FUNDING			
Federal Revenue	1,698,712.00	-	1,698,712.00	855,000.00	843,712.00			
CACFP Revenue	-	88,230.00	88,230.00	48,471.39	39,758.61			
Other Local	-	-	-	7,956.35	(7,956.35)			
Refund prior year exp	-	-	-	-	-			
Board advance	-	-	-	-	-			
Total	1,698,712.00	88,230.00	1,786,942.00	911,427.74	875,514.26			
EXPENSES								
	FEDERAL BUDGET	OTHER SOURCES	TOTAL BUDGET	ACTUAL EXPENDED	EXPENDABLE BALANCE	ENCUMBERED/ REQUISITIONS	REMAINING BALANCE	ANTICIPATED ACCRUAL
Salary	805,411.00	50,400.00	855,811.00	470,384.62	385,426.38	-	385,426.38	
Fringe Benefits	562,021.00	9,100.00	571,121.00	276,676.98	294,444.02	75.00	294,369.02	
Programming	176,306.00	4,230.00	180,536.00	88,015.86	92,520.14	41,616.71	50,903.43	
Supplies	89,914.00	24,500.00	114,414.00	59,350.47	55,063.53	52,650.15	2,413.38	
Capital Outlay	-	-	-	-	-	-	-	
Other Expenditures	12,125.00	-	12,125.00	1,940.00	10,185.00	345.00	9,840.00	
PA22 subtotal	1,645,777.00	88,230.00	1,734,007.00	896,367.93	837,639.07	94,686.86	742,952.21	
Training & Technical Services								
Training & technical serv (job code 400)	24,319.00	-	24,319.00	4,139.50	20,179.50	11,985.00	8,194.50	
Staff out of town travel	24,966.00	-	24,966.00	10,521.96	14,444.04	7,490.39	6,953.65	
Subtotal Purch Service	49,285.00	-	49,285.00	14,661.46	34,623.54	19,475.39	15,148.15	
Training & Tech Supplies	3,650.00	-	3,650.00	847.41	2,802.59	350.00	2,452.59	
Subtotal Supplies	3,650.00	-	3,650.00	847.41	2,802.59	350.00	2,452.59	
T&TA -PA20	52,935.00	-	52,935.00	15,508.87	37,426.13	19,825.39	17,600.74	
Return of Board Advance	-	-	-	-	-	-	-	
TOTALS	1,698,712.00	88,230.00	1,786,942.00	911,876.80	875,065.20	114,512.25	760,552.95	

TOTAL REVENUE OVER/UNDER TOTAL EXPENDITURES (449.06)

ACCT. NUMBER: 5563 7579 0004 4218

CELINA CITY SCHOOLS

COMMERCIAL ACCOUNT ACTIVITY

CELINA CITY SCHOOLS
5563-7579-0004-4218

TOTAL COMMERCIAL ACTIVITY
\$8,493.40 CR

ACCOUNTING CODE:

Post Date	Tran Date	Reference Number	Transaction Description	Amount
08-14	08-14		AUTO PAYMENT DEDUCTION	8,493.40 CR

INDIVIDUAL CARDHOLDER ACTIVITY

AMY ESSER
5563-7500-2990-4743

CREDITS \$0.00 **PURCHASES** \$541.49 **CASH ADV** \$0.00 **TOTAL ACTIVITY** \$541.49

ACCOUNTING CODE:

Purchasing Activity

Post Date	Tran Date	Reference Number	Transaction Description	Amount
08-12	08-10	15270219222000027123826	FACEBK FQ6CCM6DG2 MENLO PARK CA P.O.S.: 2261274653986186 SALES TAX: 0.00	41.96
08-14	08-13	55429509225637441737512	FLORALANDFRIENDS 2104055050 CA	104.53
08-15	08-14	75418239226077870799937	VARIDESK* 1800 207 25 800-2072587 TX	395.00
Total Purchasing Activity				\$541.49

KENNETH SCHMIESING
5563-7500-6557-5571

CREDITS \$0.00 **PURCHASES** \$721.61 **CASH ADV** \$0.00 **TOTAL ACTIVITY** \$721.61

ACCOUNTING CODE:

Travel Activity

Post Date	Tran Date	Reference Number	Transaction Description	Amount
08-06	08-05	05227029217300239625229	THE ORCHARD TREE CELINA OH	66.88
08-07	08-06	75428179218041201629714	CASA RODRIGUEZ CELINA OH	134.08
08-14	08-13	05436849226500133248898	BOB EVANS REST #0533 CELINA OH	137.59
08-19	08-17	02305379229500379271703	TST* CJ S HIGHMARKS - CELINA OH	383.06
Total Travel Activity				\$721.61

CONNIE ROSE
5563-7501-5046-6116

CREDITS \$0.00 **PURCHASES** \$36,759.00 **CASH ADV** \$0.00 **TOTAL ACTIVITY** \$36,759.00

ACCOUNTING CODE:

Purchasing Activity

Post Date	Tran Date	Reference Number	Transaction Description	Amount
08-01	07-31	25247809212002827072046	DAVIS AND NEWCOMER ARCADIA OH P.O.S.: 47313 SALES TAX: 0.00	401.06
08-01	07-31	25247809212002827072053	DAVIS AND NEWCOMER ARCADIA OH P.O.S.: 22445 SALES TAX: 0.00	1,500.00
08-01	07-31	55429509212637764022026	QUIZLET.COM 8778877815 CA	172.75
08-01	07-31	55429509212894327895014	CPI INC 8005588976 WI P.O.S.: 32789501 SALES TAX: 0.00	986.00

Non-Federal Match			
FINAL June 2019			
In-Kind	Hours	Rate per hour	Total
<u>Celina City Schools--Administrative / Support Personnel</u>			
Superintendent - \$8,398 / year			\$699.83
Treasurer's Office - 3 employees / \$15,109 / year			\$1,259.08
Fringe for All - \$3,890 / year			\$324.17
Technology Support - 2 employees / \$10,878 / year			\$906.50
Speech Therapist - \$57,412 / (Sept-May)			
ELL Tutor - \$1,848 / year (Sept-May)			
Itinerant Teachers - \$58,234.04 / (Sept-May) (Classroom) (2)			
Board of Education		\$56.92	\$0.00
ESC Staff-VS		\$58.80	\$0.00
ESC Staff-TN		\$68.78	\$0.00
ESC Staff-SG		\$34.35	\$0.00
A. A. Itinerant		\$27.74	\$0.00
A. B. Itinerant		\$24.27	\$0.00
T. S. Itinerant		\$12.55	\$0.00
D. D. Itinerant		\$46.20	\$0.00
		Sub Total	\$3,189.58
<u>Building Usage</u>			
Utilities - \$17,136 / year			\$1,428.00
Custodian - \$65,328 / year			\$5,444.00
Maintenance - \$13,575 / year			\$1,131.25
Summer Custodian - July		\$9.75	\$0.00
Custodian Retro			\$222.92
		Sub Total	\$8,226.17
<u>Volunteers (from In-Kind Sheets)</u>			
Cafeteria Helpers		\$11.37	\$0.00
Tri-Star Students		\$16.83	\$0.00
College Students / Interns		\$16.83	\$0.00
Parent - Classroom		\$16.83	\$0.00
At Home Activities		\$16.83	\$0.00
TA/FA Asst besides Tri-Star, Student, Parent		\$16.83	\$0.00
Office Helpers	8.5	\$14.53	\$123.51
Bus Aide		\$11.91	\$0.00
Policy Council	3.5	\$38.01	\$133.04
Mileage		\$0.545	\$0.00
		Sub Total	\$256.54
<u>Goods & Services</u>			
CJ's Highmarks for Policy Council - 20% discount	\$54.00	20.0%	\$10.80
HSAC			
Discount from Daily Standard on Help Wanted ads			\$20.00
Conscious Discipline \$13,294 / 9 months(Dec-May, Sept-Nov)			\$0.00
Foundations Behavioral Health		\$15.00	\$0.00
Foundations Behavioral Health-Kinship		\$100.00	\$0.00
		Sub Total	\$30.80
Total This Month			\$11,703.09
In-Kind Needed Each Month: \$34,255.75			
		Annual required inkind	\$411,069.00
		Inkind needed to date	\$184,455.30

Director's Message

Over 40 years ago, Mercer County Head Start began serving children and families in the Education Complex on Livingston Avenue in Celina, Ohio. In August 2017, MCHS re-opened classrooms in the Education Complex and redefined relationships with state-funded early childhood programming with Celina City Schools. Along with the traditional half-day preschool programming, MCHS was able to provide much-needed full-day programming as well. While we returned to our roots we are always looking forward into the future.

Building relationships and connecting with others is the cornerstone of success in early childhood. Children learn to develop these skills through cooperative play which later presents as problem-solving, and later in life displays itself in creative thinking. Mercer County Head Start has used this same philosophy to build relationships with various partners in the community to continue to create innovative services for children and families. Mercer County Education Services Center and Celina City Schools are examples of exemplar partnerships. Together through shared resources and funding, collaboratively we have been able to serve children with special needs in the least restrictive environment with low teacher to child ratios. Our on-going partnership with Foundations Behavioral Health has allowed children to receive much-needed behavioral and mental health services on-site and decreased wait time for those services.

Mercer County Head Start has embraced *Conscious Discipline* as the program's social emotional curriculum and way of doing business. All children, families, and staff are integral members of our Head Start School Family. The School Family increases connections between adults and children at all levels, ensuring optimal development and learning for all (<https://consciousdiscipline.com/methodology/>). Data indicates that classrooms that thoroughly integrate all aspects of *Conscious Discipline* experience decreased behavioral issues and increased attendance.

Mercer County Head Start receives funds primarily from the Administration of Children & Families through the Office of Head Start. The program receives supplemental funds provided by the Child and Adult Care Food program (CACFP). Non-federal match or in-kind resources must constitute 20% of the federal grant. Each year we are able to meet this requirement through the gracious support of local volunteers, parents, and supporters.

Mercer County Head Start's last federal review took place in 2011. There were no findings.

This annual report provides a review of the 2017-18 program year. This was our first year offering full-day services (1,020 instructional hours) to children at the Celina location. Our satellite site located at New Horizons Church in Rockford, Ohio has been offering full-day programming for the past 4 years. Our annual report will provide you with a glimpse of the wonderful activities and achievements we see daily at the center. We encourage you to visit our site and see first-hand the impacts we have on children, families, and our community.

Administrative Team

Amy Esser – Executive Director
Angie Stephenson – Health & Community Services Manager
Karla Kessler – Family Engagement Manager
Sandy Stammen – Education Manager

Celina City Schools Administrative Support

Dr. Ken Schmiesing – Superintendent
Tom Sommers – Treasurer

Policy Council

Kayla Vogan (parent)	Amy Poor (Mercer County Health District)
Keysha Chilcoat (parent)	Anne Ly (Family & Children First Council)
Carrie Toler (parent)	Jodi Grieshop (WIC)
Jeremy Young (parent)	Diane Gable (Foundations)
Kenny Bonifas (parent)	Forrest Shannon (past parent)

Board of Education

Bill Sell
Matt Gilmore (Liaison)
Barbara Vorhees
Carl Huber
Deb Guingrich

Head Start’s model of shared governance is comprised of two entities: Celina City Schools Board of Education (elected by the Celina City School District Community) and Mercer County Head Start’s Policy Council (parents elected by the Head Start peers). This model ensures that parents have an equal voice in program planning and decision-making to the Board of Education which holds legal and fiduciary responsibility of the program. Together, this shared-governance body provide guidance and oversight to the Executive Director.

Parents participate in other forms of leadership activities in Head Start. Some examples include POPs (Parents of Preschoolers), classroom volunteers, and Parent Ambassador.

“Leadership is not a position or title; it is action and example” – author unknown

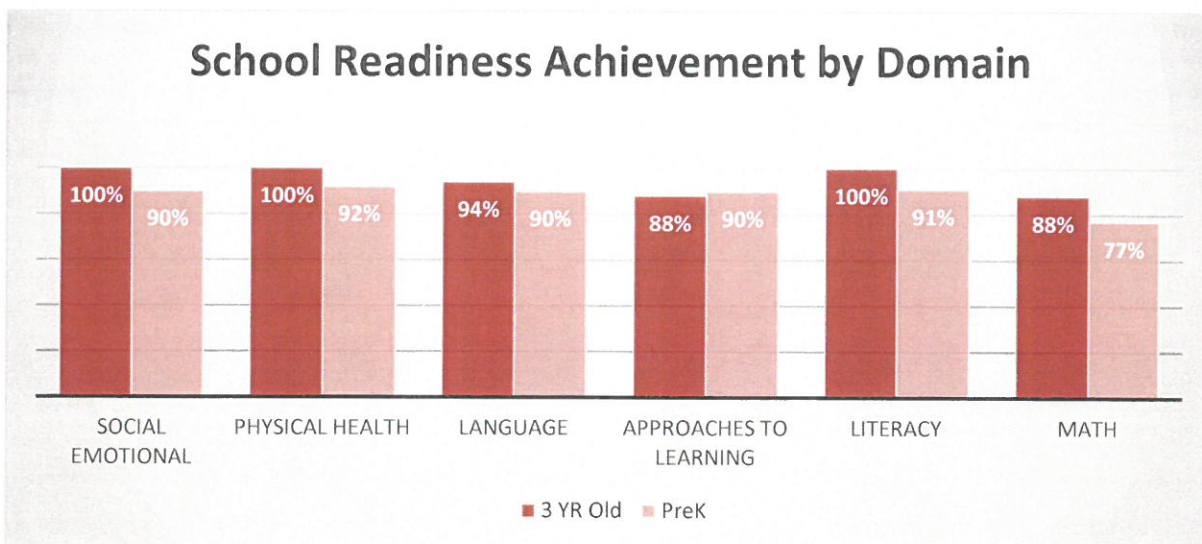
School Readiness

Each intentional lesson throughout our daily lives is preparing our children to be ready to learn. This is how Mercer County Head Start approaches school readiness. Entering kindergarten requires far more skills than knowing the alphabet or how to count. While those skills are important, our goal is to illuminate the joy of learning in each child. Children are as unique as the snowflakes that fall from the sky on a beautiful winter day. Each created and influenced by their experiences. Our purpose is to intentionally create an environment whereas the uniqueness of every child is honored. Children are afforded the opportunity to learn through hands-on experiences. Teachers encourage the exploration and curiosity brimming within. We partner with parents to bridge learning at the center with learning in the home. Parents are their child’s first and primary educator. Our role as teachers is to support our parents to be the best teacher for their child.

During PY 17/18, our parents spent 35,555 minutes on at-home learning activities with their children. This is 62% increase from the year before. One hundred percent of our families participated in parent teacher conferences!

Mercer County Head Start utilizes *Creative Curriculum* and *Conscious Discipline* as our primary curricula. The assessment tool in which we assess the progress of children is *Teaching Strategies GOLD*. This assessment tool is aligned with the Head Start Early Learning Framework (HSELOF) and the Ohio Department of Education Development Standards. Within the assessment are measurement tools referenced as “widely-held expectations”. These criteria and benchmarks indicate if a child is below, meeting, or exceeding average benchmarks of the same developmental age. Mercer County Head Start established school readiness goals encompassing the areas of Social Emotional Development, Physical Health Development, Language Development, Literacy, Math, and Approaches to Learning.

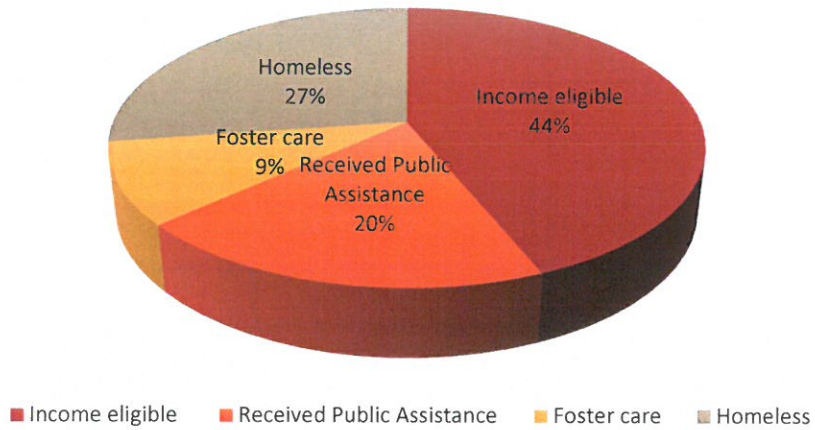
The following table demonstrates the overall achievement for 3-year-old and PreK children.



Our Children and Families

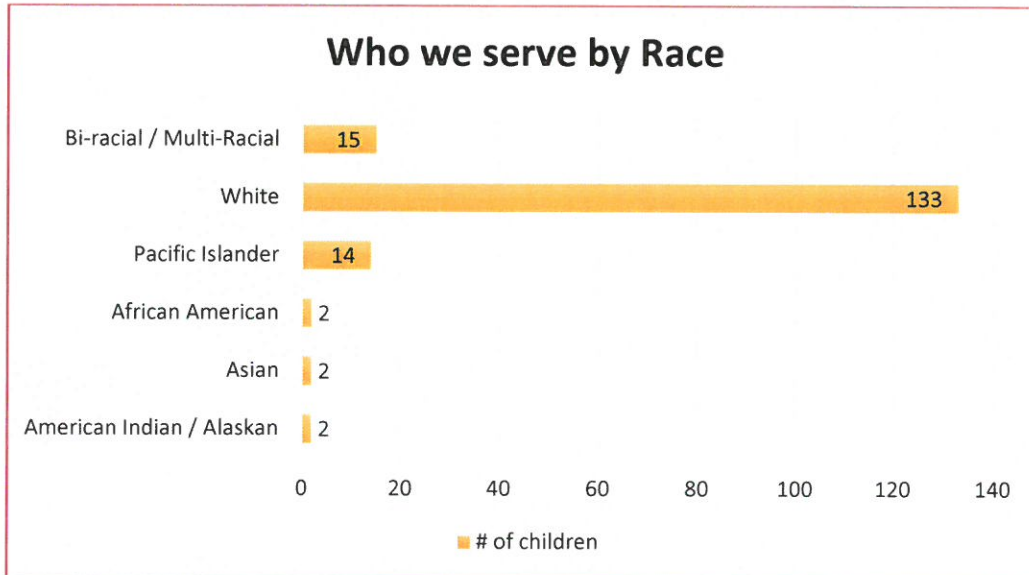
Mercer County Head Start served 168 children in PY 17/18. This includes 154 unique families. Children who were categorically eligible or income-eligible comprised 79% of our population.

Eligibility by the Numbers



Average monthly enrollment for PY 17/18 was 147 or 93%
 Average monthly attendance for PY 17/18 was 87%.

Who we serve by Race



Family Engagement

“At the end of the day, the most overwhelming key to a child’s success is the positive involvement of parents.” – Jane D. Hull

Family engagement is one of the most difficult factors to measure. We know that with family engagement in our centers our children thrive; without it children do not perform as well as they could. Mercer County Head Start strives to empower and educate parents to increase the parent’s understanding of their role as their child’s first and most important teacher. In PY 17/18 we provided a variety of opportunities for parents and children to engage in various forms of learning. These include: Kindergarten Readiness and Transition Activities for the Family, How Children Learn Through Play, Family & Child Literacy, Financial Literacy for adults, Safety in and Outside of the Home, I am Moving I am Learning, and Family Bowling Night.

Our community has become home to families from the Marshall Islands. Each year, more and more Marshallese children are enrolled in our programs. To support the Marshallese transition into our community we host a Marshallese culture night where we can learn more about their culture as they learn more about our culture.

Health & Well-Being

Mercer County Head Start has championed the fight to educate families on the importance of preventative healthcare. Our registered nurse meets individually with families to discuss the importance of healthy lifestyle choices, immunizations, and physical activity. Our local partners including Mercer County Health District, Mercer Health, and various pediatricians and mental health providers support us in this journey.

In PY 17/18, 99% of all children had a physical examination which met the requirements for preschool licensing.

74% of all children received a dental examination. Eighteen children were identified as needing additional follow up; of which 55% received the needed treatment.

When analyzing the reasons for such a low follow up number the answer lies with the lack of providers to conduct such treatment in the immediate area.

“Health is a state of complete physical, mental and social well-being and not merely the absence of disease or infirmity.” World Health Organization

Budget & Allocation

Mercer County Head Start receives federal dollars from the Administration of Children & Families through the Office of Head Start. To support nutritious meals the program receives federal funding from the Child and Adult Care Food program (CACFP). The CACFP grant is a reimbursement program. Both grants are applied for annually.

Funding allows for the operation of the Head Start program. This includes Salaries, Fringe & Benefits, Programming & Supplies, and Training & Technical Assistance.

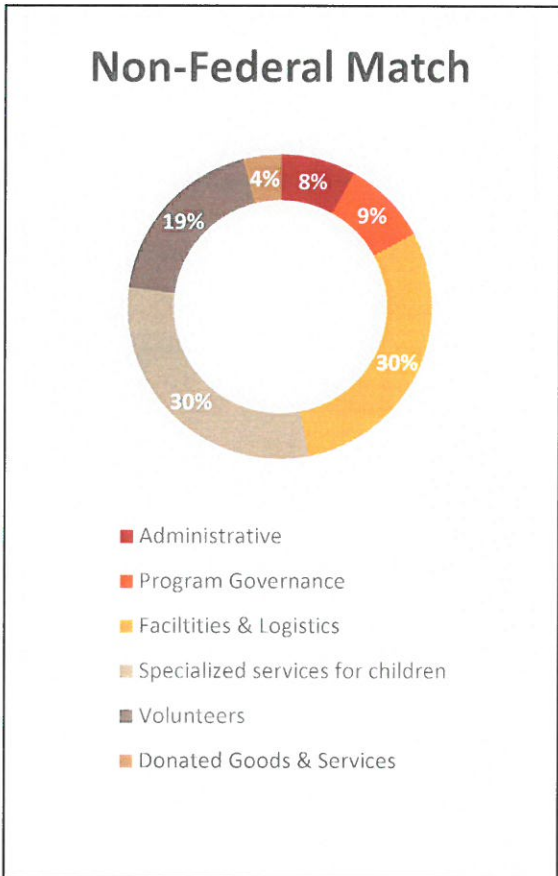
	Federal Budget	Federal Actual Spent
<i>Salary</i>	\$619,496	\$600,520
<i>Fringe & Benefits</i>	\$410,063	\$385,614
<i>Programming & Supply</i>	\$354,579	\$316,050
<i>Training & Technical Assistance</i>	\$44,688	\$34,122
	\$1,428,826	\$1,336,306

CACFP dollars are utilized for the purchase, preparation, and distribution of high-quality nutritious meals for children. The grantee received \$84, 843.

Non-Federal Match

Head Start programs are required to match 20% of the federal award with non-federal resources. These dollars come in goods and services provided to the program at no cost. The table to the right provides a visual illustration of the sources of non-federal match.

Fiscal Audit 17/18 reported no finding with the Head Start grant. The report from the Auditor of the State reads, “In our opinion, Celina City School District complied, in all material respects with the compliance requirements referred to above that could directly and materially affect each of it major federal programs for the year ended June, 2018”. The report also acknowledged that previous findings in the 2016/17 audit had been corrected. Additionally, the report indicates that Celina City Schools does not file GAAP financial statements, but in compliance with ORC files OCBOA financial statements.



Additional Filtering

Currently Enrolled

Mercer County Hea

Agency: Mercer County Head Start **Site:** All **Currently Enrolled=** 147

406 - EPSDT status Report

	Up-To-Date	Not Up-To-Date
Anemia (HCT/HGB)	<u>88</u>	<u>59</u>
Dental	<u>73</u>	<u>74</u>
Growth	<u>94</u>	<u>53</u>
Hearing	<u>111</u>	<u>36</u>
Lead Screening (Mandated)	<u>68</u>	<u>79</u>
Vision	<u>75</u>	<u>72</u>

Up-to-Date / Not Up-to-Date on ALL Mandated Exams

Up-To-Date	Not Up-To-Date
<u>68</u>	<u>79</u>

Notes:

- 1- Numbers do not include unborn children
- 2- For Currently Terminated children, Up To Date status is calculated based on Termination Date (instead of Today's date). These children are marked with a RED asterisk in sub-reports.
- 3- If Class End Date is prior to Today's date, Up To Date status is calculated based on Class End Date (instead of Today's date). These children are marked with two RED asterisks in sub-reports.

Copyright (c) 2001-2019 by Nulinx International, Inc. www.mycopa.com

+ Additional Filtering

Currently Enrolled ▾

Mercer County Hea ▾

All Sites ▾

All Classes ▾

Filter

View All

Agency: Mercer County Head Start Site: All

Currently Enrolled= 147

300 - Child Demographics

Gender



Male	Female	No Data	Total
<u>74</u>	<u>73</u>	<u>0</u>	147

PIR Age



0 - 1	1 - 2	2 - 3	3 - 4	4 - 5	5 - 6	6 - 7	7+
<u>0</u>	<u>0</u>	<u>0</u>	<u>49</u>	<u>81</u>	<u>17</u>	<u>0</u>	<u>0</u>

Years In Program



0	1	2	3	4	5	6
<u>0</u>	<u>71</u>	<u>64</u>	<u>12</u>	<u>0</u>	<u>0</u>	<u>0</u>

Parental Status



Teen Parent	Single Parent	Disabled Parent	Foster Parent	Homeless	Guardian	Group Home	Two Parent	Dual Custody
<u>0</u>	<u>62</u>	<u>2</u>	<u>5</u>	<u>14</u>	<u>0</u>	<u>0</u>	<u>85</u>	<u>0</u>

Food Assistance



WIC	Food Stamps	Surplus Food	None
<u>47</u>	<u>46</u>	<u>8</u>	<u>67</u>

Additional Needs and Services



Waiting for Transition	Seeking to Return
<u>0</u>	<u>73</u>



Language







Name	Primary	Secondary	Total
African Languages	<u>0</u>	<u>1</u>	1
Cambodian	<u>0</u>	<u>0</u>	0
Chinese	<u>0</u>	<u>0</u>	0
Dutch	<u>0</u>	<u>0</u>	0
English	<u>133</u>	<u>90</u>	223
Farsi	<u>0</u>	<u>0</u>	0

Name	Primary	Secondary	Total
Korean	<u>0</u>	<u>0</u>	0
Pacific Island Languages	<u>11</u>	<u>8</u>	19
Spanish	<u>3</u>	<u>1</u>	4
Turkish	<u>0</u>	<u>0</u>	0
Vietnamese	<u>0</u>	<u>0</u>	0
No Data		<u>47</u>	47
Total	147	147	
Speaking a language other than English			<u>0</u>
A language other than English is spoken at home			<u>0</u>

Disability		
 		
Certified IEP	<u>26</u>	
Certified IFSP	<u>0</u>	
Suspected	<u>9</u>	
No	<u>112</u>	
	Prim	Sec
Autism	<u>0</u>	<u>0</u>
Developmental Impairment	<u>0</u>	<u>0</u>
Emotional Development	<u>0</u>	<u>0</u>
Emotional/Behavioral	<u>0</u>	<u>0</u>
Health	<u>0</u>	<u>0</u>
Hearing Impairment/Deaf	<u>0</u>	<u>0</u>
Intellectual Disabilities	<u>0</u>	<u>0</u>
Learning Disability	<u>0</u>	<u>0</u>
Multiple Disabilities	<u>0</u>	<u>3</u>
Orthopedic	<u>0</u>	<u>0</u>
Other Impairments	<u>0</u>	<u>0</u>
Speech and Language Monitor	<u>0</u>	<u>0</u>
Speech/Language	<u>24</u>	<u>0</u>
Traumatic Brain Injury	<u>0</u>	<u>0</u>
Visual Impairment/Blindness	<u>0</u>	<u>0</u>
Any disability	<u>24</u>	

Ethnicity	
 	
Hispanic	<u>9</u>
Race	
Asian	<u>0</u>
Biracial or Multi-Racial	<u>10</u>
Black	<u>5</u>
Native American	<u>0</u>
Other	<u>0</u>
Pacific Islander	<u>20</u>
Unspecified	<u>0</u>
White	<u>111</u>

Program Model	
 	
Head Start Center	<u>147</u>
Head Start Home Base	<u>0</u>
Public Preschool	<u>0</u>
Total	147

Program Option	
 	
Celina Public Preschool	<u>0</u>
Center based Full Day - Part Year	<u>25</u>
Center Based Part Day - Part Year	<u>122</u>
Home Based	<u>0</u>
Test	<u>0</u>

Mercer County Head Start

School Readiness Goals

Social and Emotional Development: Children will develop self-regulation skills that enable them to form and participate in positive and meaningful relationships with others as well as engage in play and work.

Head Start ELOF alignments: Child manages actions, words, and behavior with increasing independence (P-ATL 4). Child manages emotions with increasing independence (P-SE 8).

Teaching Strategies Assessment alignment: 1a. Manages feelings – Green & Blue bands 6

ODE Standards – Recognize and identify own emotions and emotions of others. Communicate a range of emotions in socially acceptable ways.

Language and Literacy Knowledge: Children will develop expressive language skills and expand their vocabulary to communicate. Children will develop knowledge of print and its uses including an understanding that print carries a message and print is organized and read in particular ways.

Head Start ELOF alignments: Child expresses self in increasingly long, detailed, and sophisticated ways. (P-LC 5). Children demonstrates an understanding of how print is used (functions of print) and the rules that govern how print works (conventions of print). (P-LIT 2).

Teaching Strategies Assessment alignment: 9a. Uses an expanding expressive vocabulary – Green & Blue bands 6

Teaching Strategies Assessment alignment: 17b. Uses print concepts – Green band – 2, Blue band – 4

ODE Standards (Language) – Continue a conversation through multiple exchanges. Produce and expand complete sentences in shared language activities.

ODE Standards (Literacy) – Print letters of own name. “Read” what he / she has written. Show awareness that one letter or clusters of letters represents one word.

Physical Development and Health Knowledge: Children will demonstrate positive growth and behaviors associated with motor / muscle development, and overall physical well-being.

Head Start ELOF alignments: Child demonstrates control, strength, and coordination of large muscles. (PMP-1). Child demonstrates increasing control, strength, and coordination of small muscles. (PMP-3).

Teaching Strategies Assessment alignment: 6. Demonstrates gross-motor manipulative skills – Green & Blue bands 6

Teaching Strategies Assessment alignment: 7b. Uses writing & drawing tools – Green & Blue bands – 6

ODE Standards (Gross Motor) – Demonstrates locomotor skills with control, coordination, and balance.

ODE Standards (Fine Motor) – Coordinate the use of hands, fingers, and wrists to manipulate objects and perform tasks requiring precise movements. Use a 3-finger grasp of dominant hand to hold a writing tool.

Approaches to Learning: Children will develop their abilities to attend and to use memory strategies to enhance their learning opportunities in the everyday environment.

Child holds information in mind and manipulates it to perform tasks. (P-ATL – 8).

Teaching Strategies Assessment alignment: 12b. Makes connections – Green & Blue bands – 6

ODE Standards – Remember and use information for a variety of purposes. Follow 2-step directions or requests.

Cognitive and General Knowledge : Children will develop fundamental mathematical skills through exploration and intentional learning opportunities in their everyday environment.

Child understands the relationship between numbers and quantities. (P- MATH – 3).

Teaching Strategies Assessment alignment: 20c. Connects numerals with quantities – Green bands – 4, Blue bands – 6.

ODE Standards – Understands that the last number spoken tells the number of objects counted. Demonstrates one-to-one correspondence.